

How to lock an article

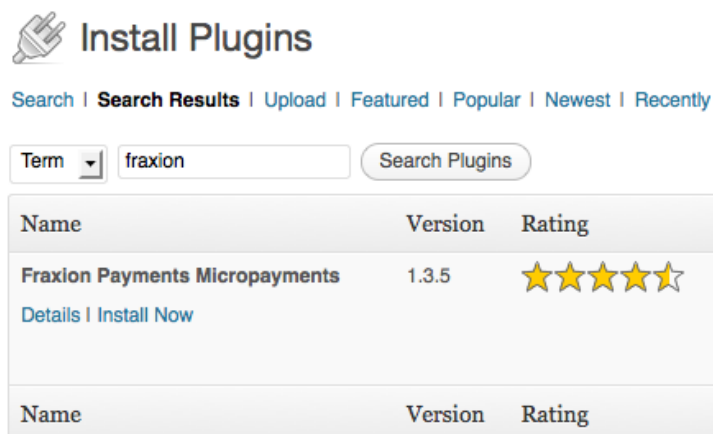
1. Enter your WordPress site



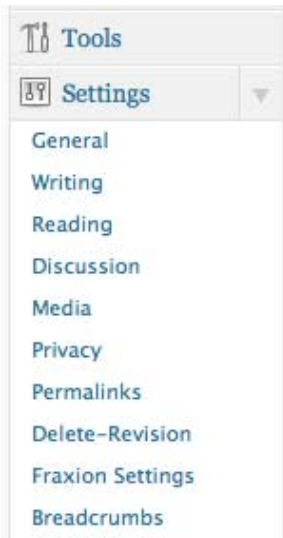
2. Search for the Fraxion Payments plugin



3. Install the plugin



4. Register your site. The email address entered is the one that has admin rights.



Fraxion Settings

Register your site with Fraxion Payments - [Click Here](#)
Register a standalone WP Installation to enable article locking



Login

You need to login to your [Fraxion Payments](#) account

Must be logged in to Fraxion Payments.

E-mail:
Password:
[Forgotten password?](#)



Register Here

Blog Title: Baar Panthers Rugby Club
Blog Link: <http://www.baarpanthers.com>

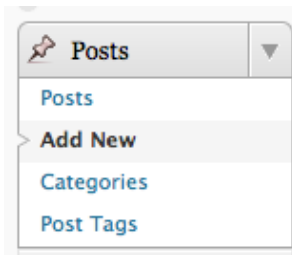
A confirmation email will be sent to you.

You may enter the email for an existing Fraxion Payments account or a new account will be created for you using the email and password you provide. The email address will be used to send PayPal payments to you.

E-Mail: Confirm EMail:
Password: Confirm Password:

I agree to the [terms and conditions](#)

5. Click “new post”



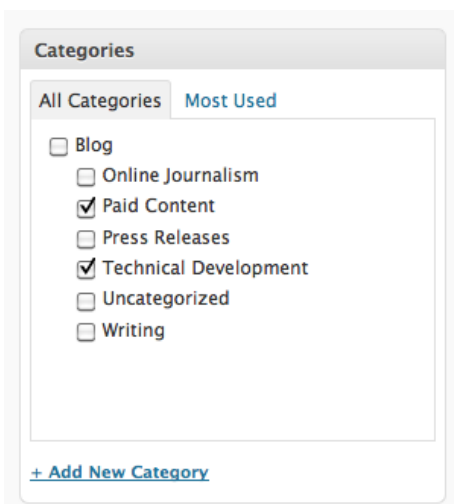
6. Copy your headline to the title field. Remember to copy first into wordpad.



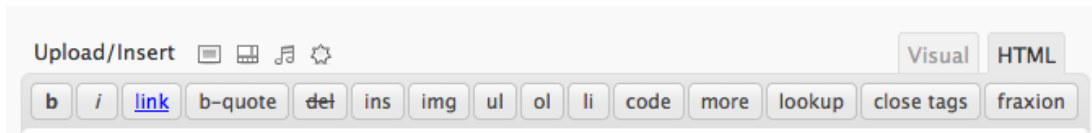
7. Copy your body text over. Again remember to copy first into wordpad.



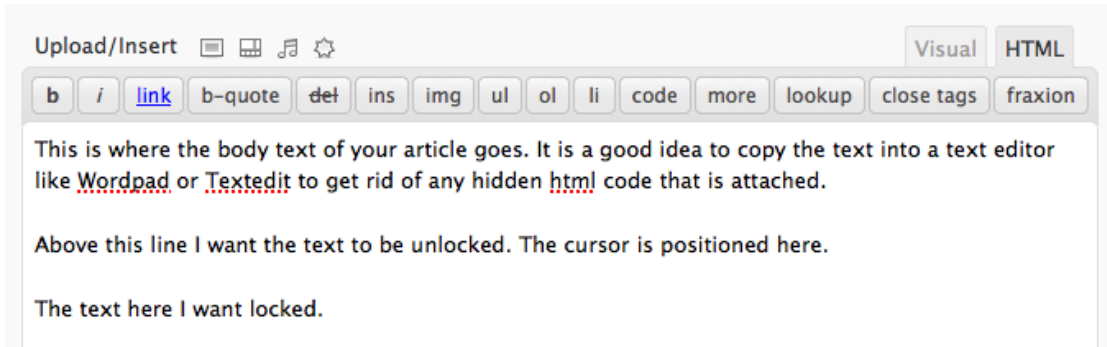
8. Enter the categories you want for this article.



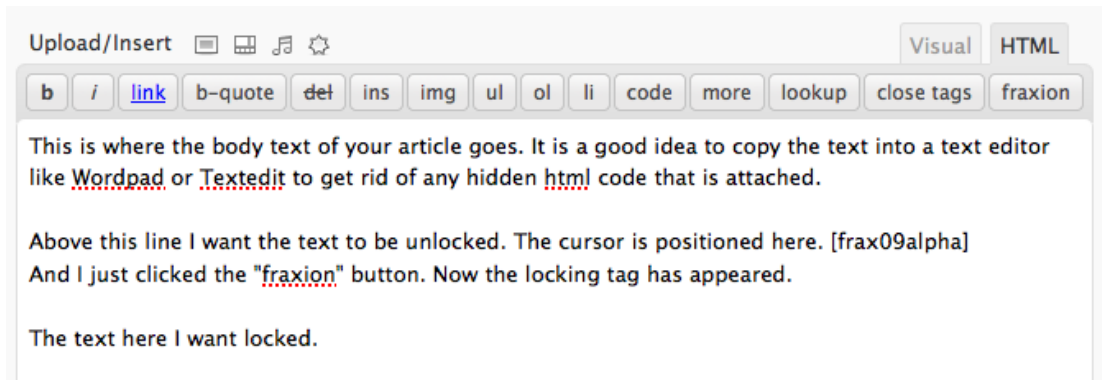
9. Click "html"



10. Position the cursor where you want the lock to go.

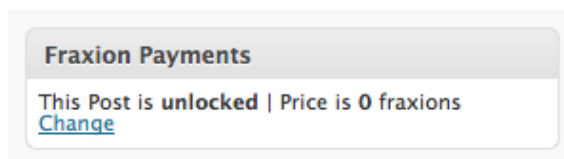


11. Click the "Fraxion" button.



12. Click "change" in the Fraxion Payments edit box.

A new window will open.



13. Enter the title and description of the article.
14. Leave “locked and catalogued”
15. Enter the cost in Fraxions you want to charge.

The screenshot shows a form titled "Content Lock and Catalogue Information" with the Fraxion Payments logo. It includes a "Title" field with the text "How to lock an article" and a "Description" field with the text "This is a short instruction manual about how to lock and article on Fraxion Payments and set your own price for a reader to unlock it." The form has three radio buttons for status: "Locked and Catalogued" (selected), "Locked only", and "Unlocked". There is a "Fraxions for unlock" field with the value "1" and an "Update" button. A "Close" button is at the bottom left. A note at the bottom says: "Don't forget to add the fraxion tag [frax09alpha] into the body of a locked post. That indicates where the post is locked and a banner inserted. The 'fraxion' button on the editor will insert the tag at the insertion point." A list of HTML tags is provided on the right: [b]bold[/b], [u]underline[/u], [i]italic[/i], [sup]super^{script}[/sup], and [p]paragraph[/p].

16. Click “update” and “close”.
17. Click “publish”

The screenshot shows the "Publish" panel with buttons for "Save Draft" and "Preview". Below these are three rows of status and visibility settings: "Status: Draft Edit", "Visibility: Public Edit", and "Publish immediately Edit". At the bottom, there are two buttons: "Move to Trash" and "Publish".

18. Now your article is locked for the price you set and entered in the catalogue so people on the network can find it.

The screenshot shows a notification box titled "Fraxion Payments" with the text "This Post is locked | Price is 1 fraxions" and a "Change" link.

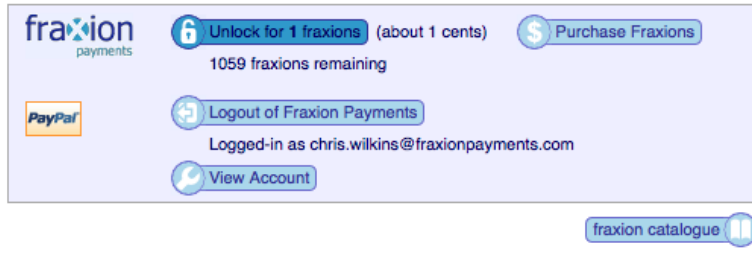
19. And now the article is published with the lock

How to lock an article

14 December 2011 Categories: Online Journalism

This is where the body text of your article goes. It is a good idea to copy the text into a text editor like Wordpad or Textedit to get rid of any hidden html code that is attached.

Above this line I want the text to be unlocked. The cursor is positioned here.



The screenshot shows the Fraxion Payments user interface. At the top left is the Fraxion Payments logo. To its right, there are two buttons: 'Unlock for 1 fraxions (about 1 cents)' and 'Purchase Fraxions'. Below these, it says '1059 fraxions remaining'. Further down, there is a 'Logout of Fraxion Payments' button, followed by the text 'Logged-in as chris.wilkins@fraxionpayments.com' and a 'View Account' button. At the bottom right, there is a 'fraxion catalogue' button with a double vertical bar icon.



Fraxion Payments Catalogue

[Article List](#) [Site List](#) [Single Site](#)

Site

Fraxion Payments

The site that started it all. It brings the latest and the greatest to do with Fraxion Payments.
(Of course, to use the system you don't have to actually come here).

Articles

How to lock an article

This is a short instruction manual about how to lock and article on Fraxion Payments and set your own price for a reader to unlock it.

Science magazine now using Fraxion lock mechanism

Science Works magazine joins the Fraxion Payments network.

Free. And Why People Give Up.

One of the many reasons why Fraxion Payments is so awesome. The simple fact is that in any endeavor there is always an exchange of something. All those who thought they would blaze away on blogs, would make a fortune and herald in a brave new world of "free news and information" have found out the sad truth. That if you give something away for free, because there is no exchange it is really hard to keep it going. Every day I came upon blogs that have been abandoned because the poor author was going broke doing it and needed to pay the rent. With Fraxion things don't have to be that way.

Catalogue Just Keeps Getting Better - With Site Descriptions

Site owners can now include their own site description in the catalogue.